



# Integrated Analytics

Scalable, integrated and flexible analyses of your line

---

 **KRONES**

# Analytics

Scalable, integrated and flexible



## Advanced Analytics

Expandable

## Integrated Analytics

## Energy and Media Analytics

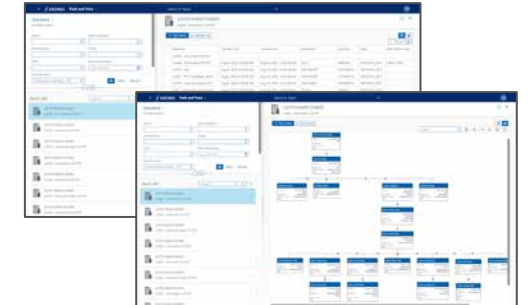
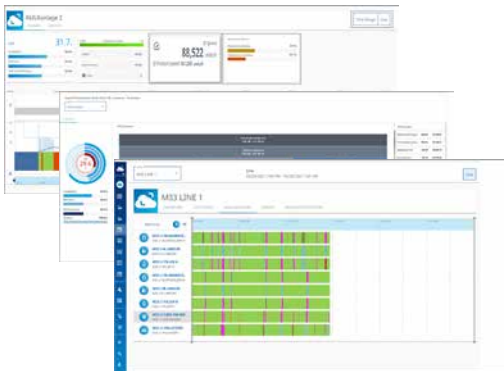
## Track and Trace Analytics

- Data analysis in real time
- Analysis of the causes
- Line output reports/ performance and KPIs

- Customised reports also at corporate level
- Historical analysis of the line output/performance
- Contextualisation of the information (e.g. type comparison)
- Integration of external data (e.g. laboratory, warehouse)

- Reports on energy and media consumption
- Contextualisation of the information (e.g. type comparison)
- Integration of external data (e.g. processing and operating materials)

- Product tracking
- Material tracking
- Integration of external systems (e.g. warehouse)



Complete functionality

Customisation

# Flexible analyses and benchmarking



Utilise the comprehensive options that Integrated Analytics offers as a business intelligence solution specifically for filling and packaging analyses. The software always provides you with the correct solution – whether it be prefabricated reports or even reports customised to meet your needs and which you can generate yourself with just a few mouse clicks. This allows you to precisely define which parts of your production still have optimisation potential and where you can start taking action in order to increase performance and reduce manufacturing costs.

## At a glance

- Enhanced reports on line output based on the data provided by Advanced Analytics
- Pre-defined and self-configurable reports
- Reports at corporate level for internal benchmarking
- Type-based analysis of the line output
- Analysis of historical data for deriving patterns and trends
- Integration of external systems

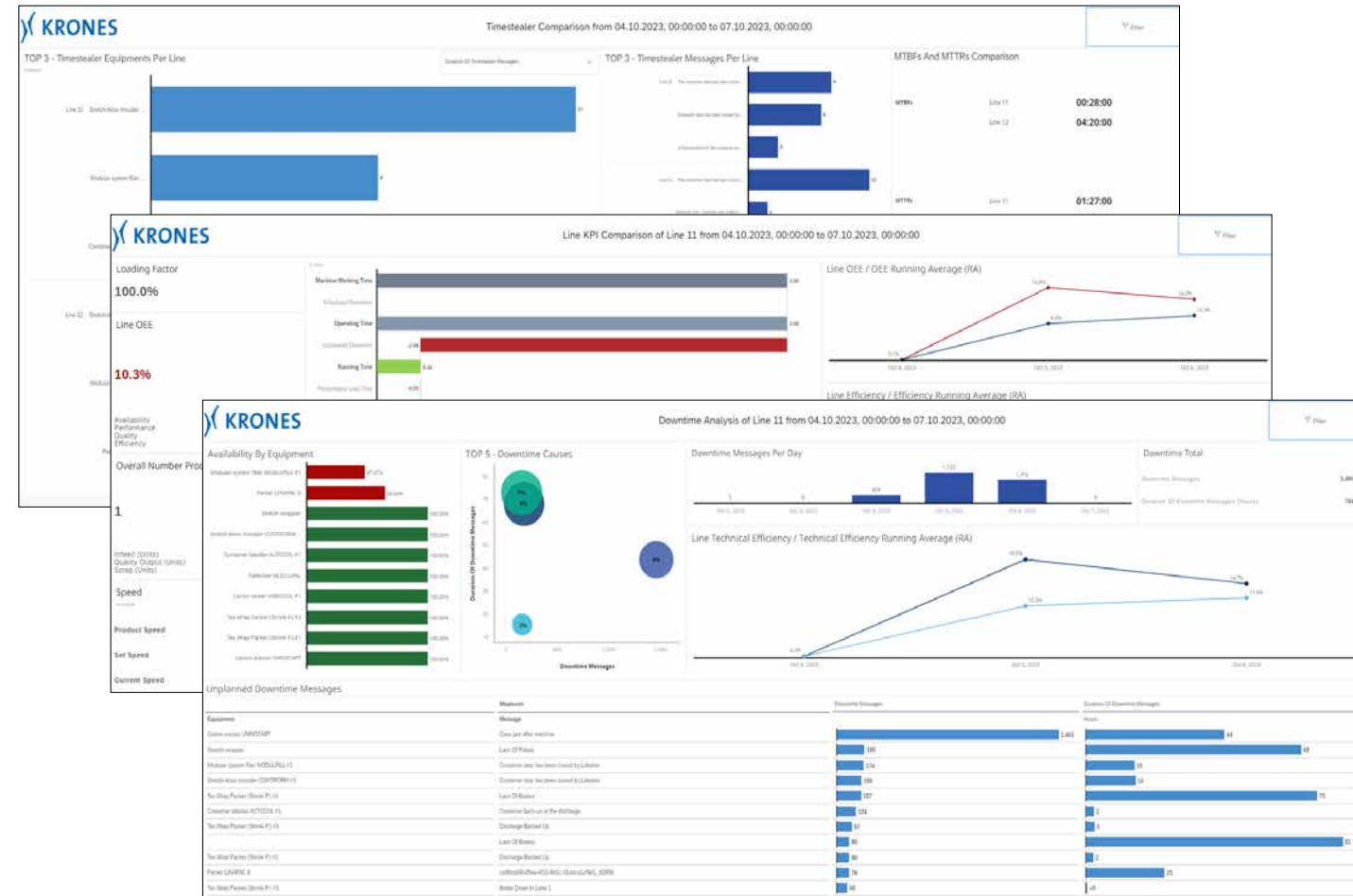


Requirement: Advanced Analytics must be installed in the line (or lines) as data source.

# Flexible analyses and benchmarking



- Combining and contextualisation of data
- Reports customised to meet individual requirements
- Analysis of historical data
- Customised standard and ad-hoc reports
- A range of options for data illustration (diagrams, correlation data, cluster diagrams)



# Comparable reports



- Reports at corporate level for benchmarking the most important line key figures
- Comparative analyses of the performance per type
- Customised reports either already preconfigured by Krones or self-configurable
- Integration of external data sources, for example from the warehouse management or quality management system



# Supporting decisions at management level



## Shift supervision

### Overview

- Informative reports
- Remote access with mobile devices
- Identification of trends and patterns
- Analysis of the causes
- Free time for action
- Supports the defining of priorities and preventive measures



## Management

### Benchmarking

- Clarity and comparability
- Real-time and historical analysis
- Tamper-proof flow of information
- Fact-based decision making

Downtimes reduced  
by up to

 **10 %**

Efficiency increased  
by up to

 **5 %**

# Benefits to you



## Cost-efficiency



Cost drivers for production downtimes and energy and media consumptions are identified and continually reduced.

## Time savings



Optimise your time requirements thanks to the fast and comprehensive processing of all data.

## Global availability



Use Integrated Analytics 24/7 – regardless of your location and selected end device.

## Increase in the Overall Equipment Effectiveness



Obtain an overview of machine data and KPIs and thus create the foundations for increasing your Overall Equipment Effectiveness.

## Transparency



Integrated Analytics aggregates all the relevant state and process data from the available reports for your production line.

## Overview



The system translates a large amount of complex information about your line into informative key figures and thus makes it possible to develop sound actions.

# Added value for our customers



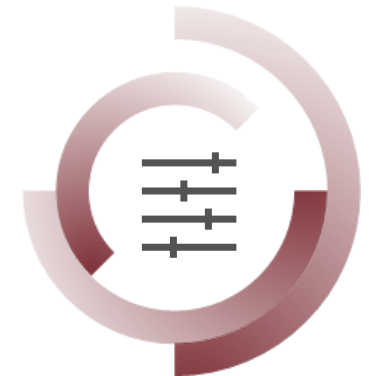
Downtimes



Waste




Maintenance planning



Production parameters



Employee training and knowledge



Change-overs



Consumption



Material management



# Our solutions

Making complexity manageable, reducing costs and maximising output through intelligent solutions



## Shopfloor Guidance

Notification – prioritisation – instruction



## Analytics

Advanced – Integrated – Energy and Media – Track and Trace Analytics



## Line Control

Managing complex production – reducing manual interventions – scalability



## MSA Performance

Krones Service supports customers – mutual transparency – causes – action plans



## SAP-Based Solutions | SAP Integration

Standard solutions – development – engineering – implementation



## Automated Parameter Optimisation

Services for "intelligent machine generation" – AI – machine learning



**SOLUTIONS  
BEYOND  
TOMORROW**

